

VALORES (R\$) – COVID – 19 – RIO CLARO – SP



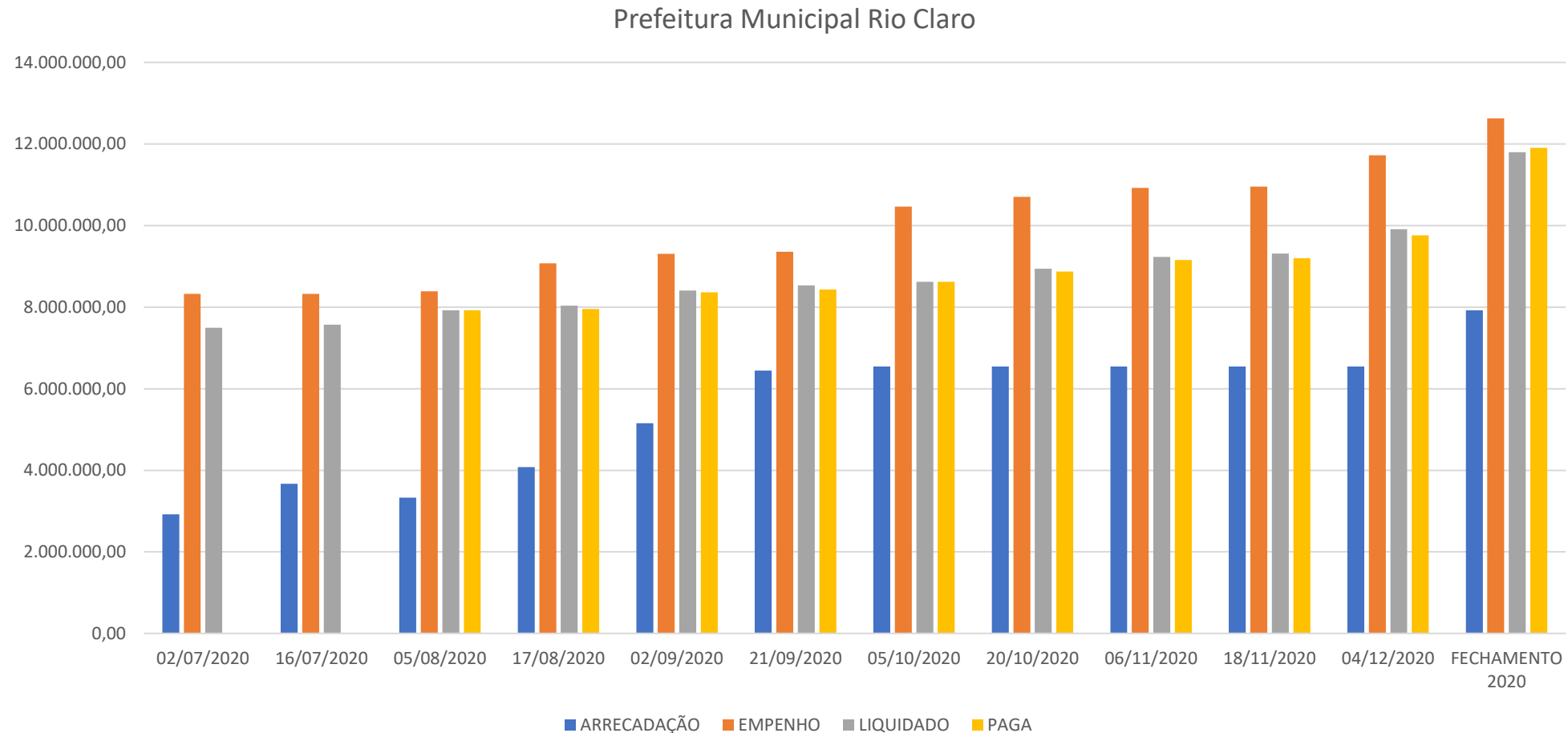
PMRC	02/07/2020	16/07/2020	05/08/2020	17/08/2020	02/09/2020	21/09/2020	05/10/2020	20/10/2020	06/11/2020	18/11/2020	04/12/2020	FECHAMENTO 2020
ARRECADAÇÃO	2.921.916,57	3.669.538,16	3.332.579,38	4.080.141,03	5.154.079,67	6.441.781,32	6.543.769,05	6.543.875,01	6.544.052,86	6.544.052,86	6.544.379,68	7.925.125,67
EMPENHO	8.328.464,96	8.328.464,96	8.388.330,58	9.073.131,20	9.309.625,79	9.360.912,89	10.468.378,90	10.703.533,90	10.927.184,90	10.959.351,27	11.721.029,06	12.631.861,21
LIQUIDADO	7.493.562,96	7.568.082,96	7.922.629,96	8.035.922,82	8.407.687,31	8.533.184,49	8.624.385,29	8.944.456,26	9.230.261,00	9.314.213,61	9.912.302,26	11.800.206,83
PAGA	0,00	0,00	7.922.629,96	7.953.908,94	8.364.947,36	8.436.248,20	8.624.385,29	8.871.161,16	9.155.061,00	9.197.801,00	9.762.033,82	11.907.112,56
FMSRC	02/07/2020	16/07/2020	05/08/20	17/08/2020	02/09/2020	21/09/2020	05/10/2020	20/10/2020	06/11/2020	18/11/2020	04/12/20	FECHAMENTO 2020
ARRECADAÇÃO	7.585.444,29	7.587.616,99	7.893.184,44	8.695.870,54	8.695.870,54	15.171.866,27	14.922.811,23	14.952.479,22	16.234.147,47	16.235.472,54	16.235.472,54	17.235.544,26
EMPENHO	3.581.959,40	4.337.902,77	4.774.768,05	4.498.110,35	4.681.072,18	4.929.872,26	5.131.679,26	5.301.457,41	6.781.993,69	7.056.284,39	7.380.618,65	9.080.309,89
LIQUIDADO	3.026.167,96	3.110.632,63	3.903.066,25	4.208.110,50	4.338.633,24	4.558.268,70	4.620.364,65	4.900.468,66	5.674.077,56	6.016.313,60	6.411.943,60	7.147.183,87
PAGA	0,00	0,00	3.712.745,93	3.777.951,91	4.273.062,59	4.363.946,62	4.438.776,12	4.644.527,61	4.797.154,18	5.657.206,78	5.760.598,15	7.533.724,70
MUNICÍPIO	02/07/2020	16/07/2020	05/08/2020	17/08/2020	02/09/2020	21/09/2020	05/10/2020	20/10/2020	06/11/2020	18/11/2020	04/12/2020	FECHAMENTO 2020
ARRECADAÇÃO	10.507.360,86	11.257.155,15	11.225.763,82	12.776.011,57	13.849.950,21	21.613.647,59	21.466.580,28	21.496.354,23	22.778.200,33	22.779.525,40	22.779.852,22	25.160.669,93
EMPENHO	11.910.424,36	12.666.367,73	13.163.098,63	13.571.241,55	13.990.697,97	14.290.785,15	15.600.058,16	16.004.991,31	17.709.178,59	18.015.635,66	19.101.647,71	21.712.171,10
LIQUIDADO	10.519.730,92	10.678.715,59	11.825.696,21	12.244.033,32	12.746.320,55	13.091.453,19	13.244.749,94	13.844.924,92	14.904.338,56	15.330.527,21	16.324.245,86	18.947.390,70
PAGA	0,00	0,00	11.635.375,89	11.731.860,85	12.638.009,95	12.800.194,82	13.063.161,41	13.515.688,77	13.952.215,18	14.855.007,78	15.522.631,97	19.440.837,26

<https://leideacesso.etransparencia.com.br/rioclaro.saude.sp/TDAPortalClient.aspx?414>

<https://leideacesso.etransparencia.com.br/rioclaro.prefeitura.sp/TDAPortalClient.aspx?415>



VALORES (R\$) – COVID – 19 PREFEITURA MUNICIPAL RIO CLARO – SP

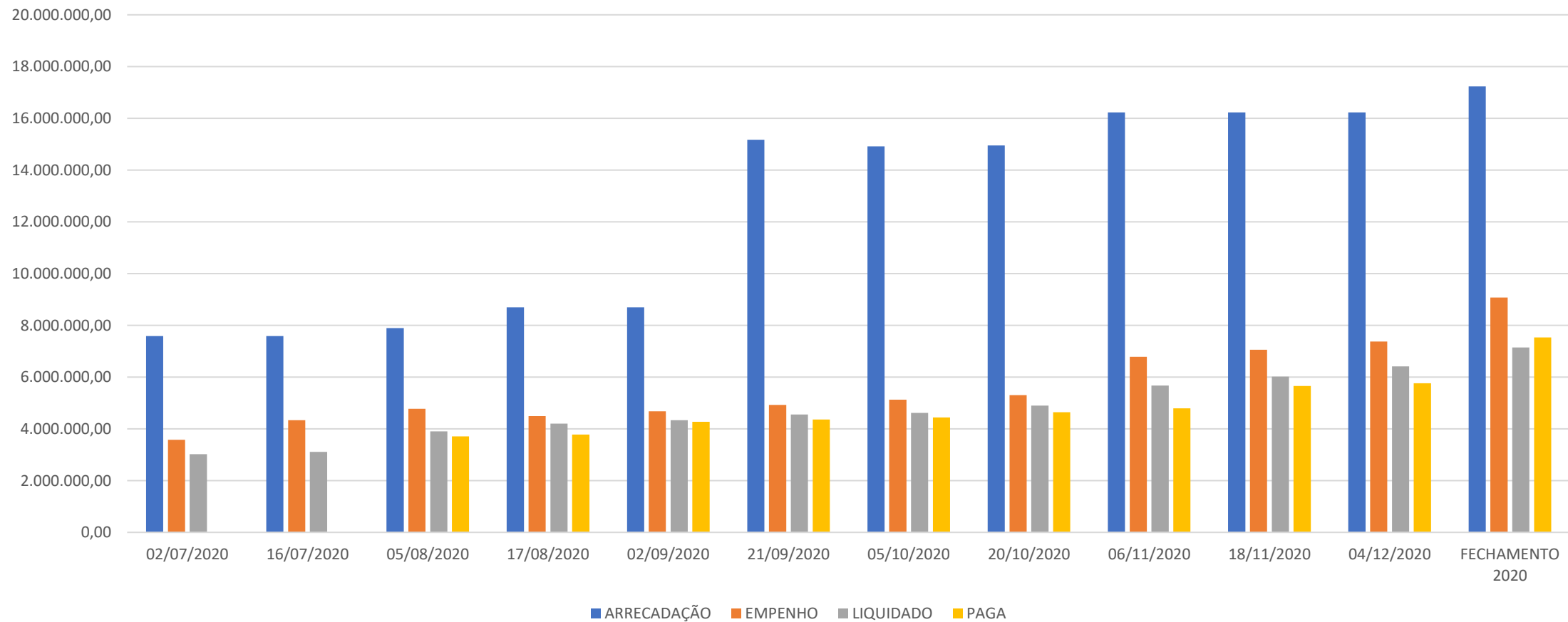


Fonte: Portal Transparência da PMRC e FMSRC.



VALORES (R\$) – COVID – 19 FUNDAÇÃO MUNICIPAL DA SAÚDE RIO CLARO – SP

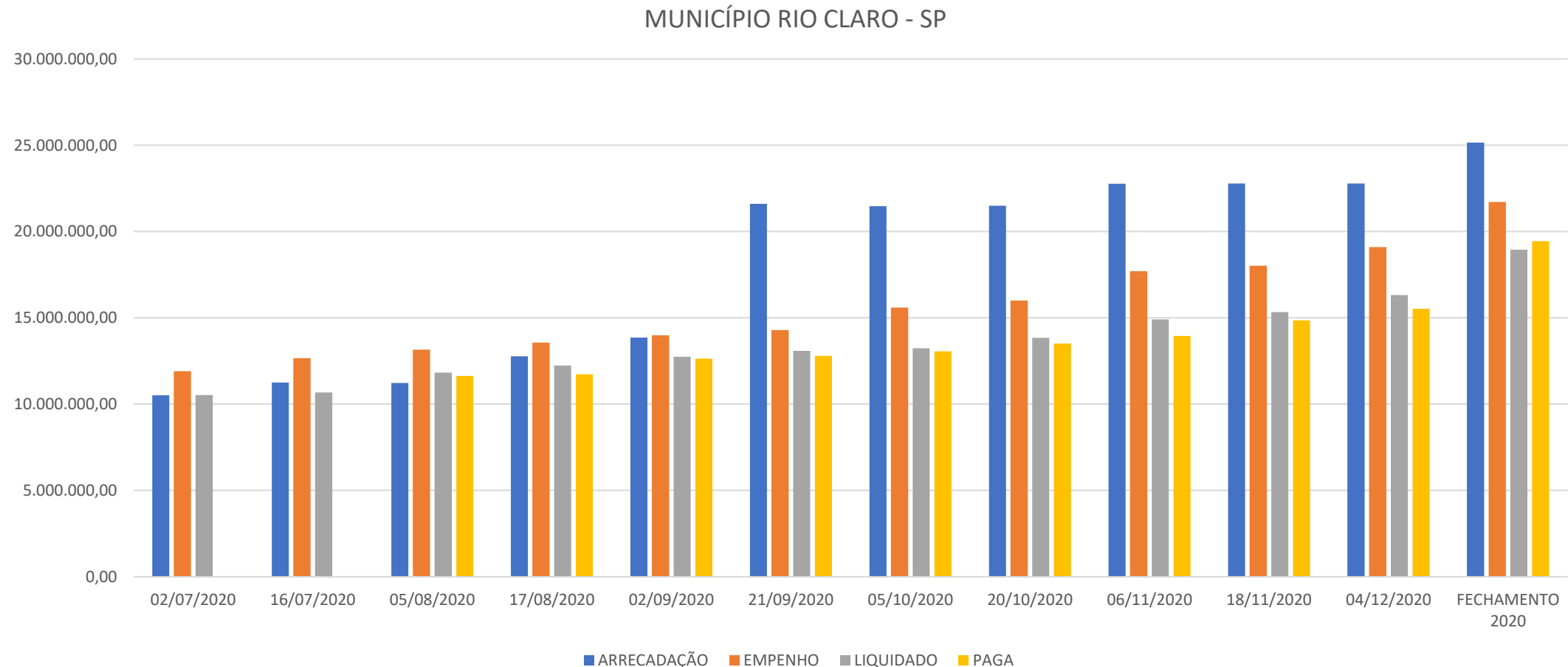
FUNDAÇÃO MUNICIPAL DA SAÚDE DE RIO CLARO



Fonte: Portal Transparência da PMRC e FMSRC.



VALORES (R\$) – COVID – 19 MUNICÍPIO DE RIO CLARO – SP



Fonte: Portal Transparência da PMRC e FMSRC.

